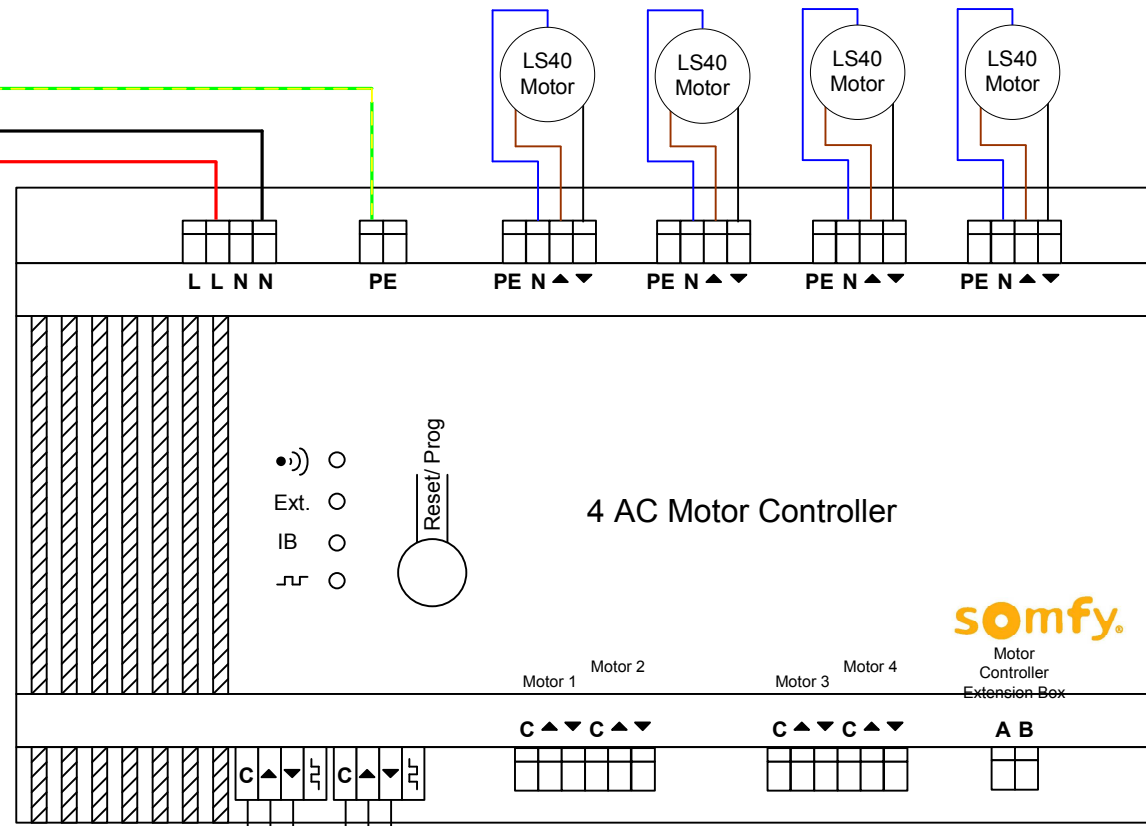


Earth  
Neutral  
Active

230 V 50Hz



Notes:

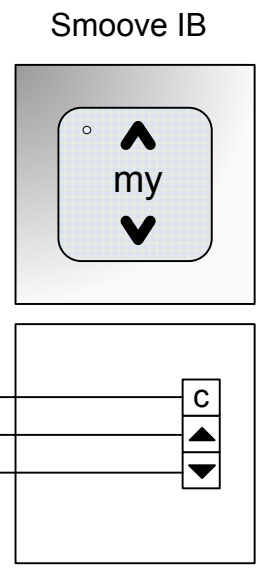
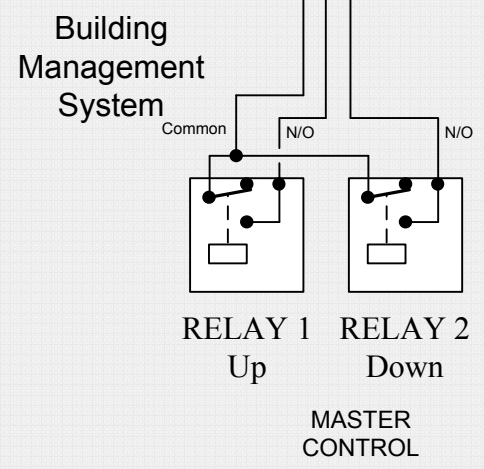
For BMS control of motors individually each Motor input will require two Dry Contact (0 volt) relays with a momentary latch of 0.5 - 1.5 seconds. Group control is achieved by using one of the master Inputs in the same way as Individual Control.

Stop commands are issued by latching both Up and Down relays together, again momentarily (0.5 - 1.5 seconds).

If motors only momentarily move on a contact pulse, then verify the unit is not in Venetian mode (refer to installation manual for mode change).

- The motor's active for a direction is dependant on the installation. Refer to the motor's enclosed documentation to determine the appropriate directional wire colour.

- The LS40 motor is a Class II Double Insulated motor and does not require an earth connection.



Project Name		© Copyright 2016 All rights reserved These drawings remain the property of Somfy and shall not be copied or used without written permission.
Date Printed 30/3/2016	Drawn By T. Ngo	
Drawing No 0001404		