


PowerView Repeater

Quick Start Guide

PowerView Repeaters are recommended to be used in conjunction with the PowerView Hub. These repeaters work similar to Wi-Fi extenders in the home by pushing the PowerView hub signal around you home to better operate your PowerView shades

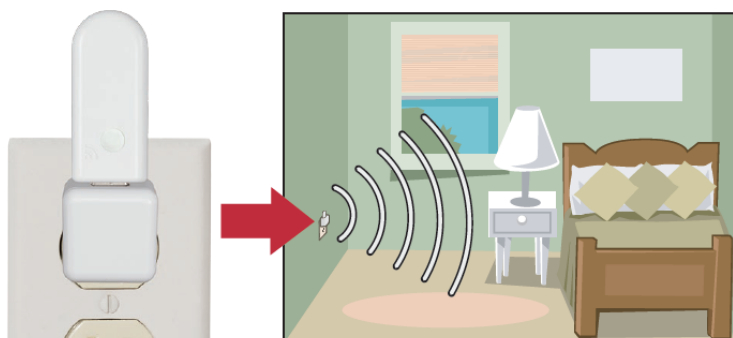
Plug Repeater into power supply

Each kit includes one PowerView Repeater and one power supply. Be sure the USB connector is firmly seated




Plug power supply into wall outlet

The green LED will come on to indicate the Repeater has power, but not yet been joined to a PowerView Shade Network. One Repeater per room with PowerView window coverings is recommended. Be sure the PowerView Repeater is pointing up and the wall outlet has power



Pair Repeater to the PowerView Shade Network

1. Press and hold the □ STOP button on the remote that was used to create the PowerView Shade Network, until the lights on the remote flash (approx. 4 sec.)
2. With the remote no more than 3 feet from the Repeater, press and release the □ STOP button
3. The Repeater LED will flash green once to signal it has now been joined to the PowerView Shade Network and then will turn off (Repeater is still active)



Resetting the Repeater

To reset the Repeater and put the Repeater in Learning Mode, press and hold the button on the Repeater until the green LED comes on, indicating the Repeater has power but has not been paired to a PowerView Shade Network

Troubleshooting

My Repeater does not flash when I send a Test Repeater signal to it from the PowerView Hub:

- Make sure the Repeater is completely seated in the USB port on the power supply. Check that the outlet that the USB power supply is plugged into has power
- Test the Repeater with a different USB power supply
- Add the Repeater to the PowerView Shade Network. Refer to instructions in this guide



Test signal to Repeater

Press and hold the P button on the back of the PowerView® Hub to pair the Repeater to the shade network via the PowerView App or remote if you have not already done so. The light on the PowerView Repeater should flash GREEN. If it does not, you may need to move the location of the Repeater or add an additional Repeater

