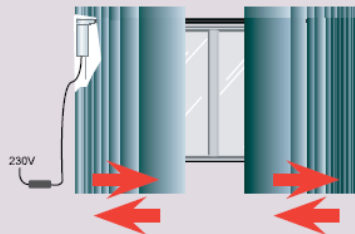


# Glydea RTS Programming

## 1. Enter Programming Mode

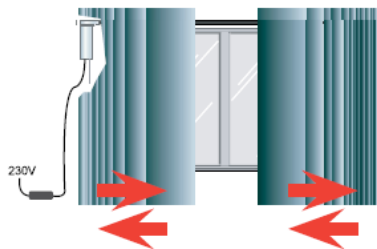


Ensure the motor is installed on a curtain track.



Press and hold the Up and Down buttons on the remote for 2 seconds. The motor will jiggle.

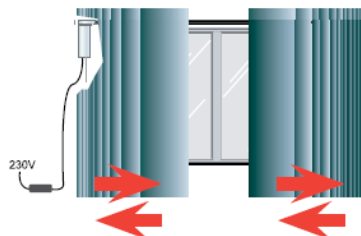
## 2. Check the Motor's Direction



To reverse the motor's direction, press and hold the **my** button for more than 5 seconds. The motor will jiggle.

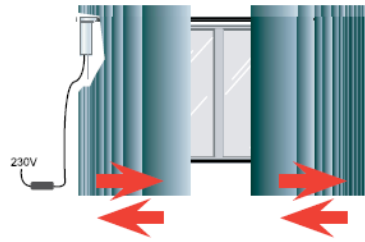
Note: skip this step if the motor's direction is correct.

## 3. Record the Remote



Briefly press the program button on the remote. The motor will jiggle and the remote has been recorded.

## 4. Setting Limits



Press Up button on the remote. The motor will begin to learn end limits. Don't stop the motor until the end limits have been reached and the motor has completely stopped.