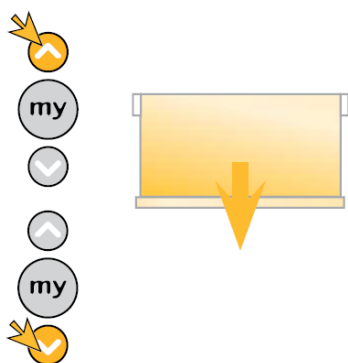


Sonesse 30 WF Li-ion RTS

Modifying the Motor Rotation Direction

Note: Before changing the motor direction, the motor must be completely programmed

1. MOVE THE MOTOR TOWARDS THE MID-POINT




2. ENTER PROGRAMMING MODE

Hold the UP & DOWN buttons together until the blind jogs

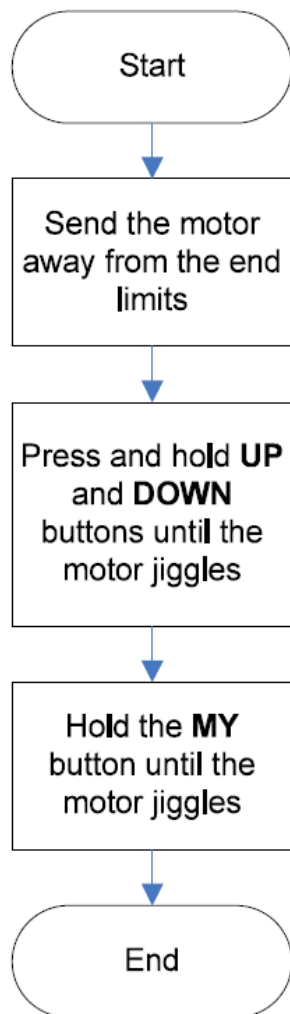


3. REVERSE DIRECTION OF MOTOR

To reverse the direction of the motor, press & hold the MY button until the blind jogs



FLOWCHART FOR MODIFYING THE MOTOR ROTATION DIRECTION



Before changing the motor rotation direction, the motor must be completely programmed with a remote