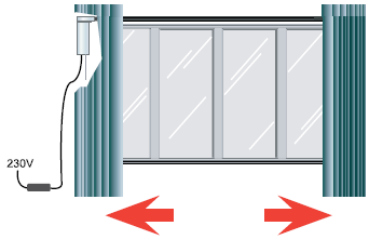


Glydea RTS

Modifying the End Limits

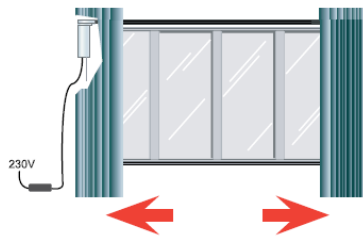
To change the open limit, begin at step 1. To change the close limit, begin at step 2

1. Change the Open Limit



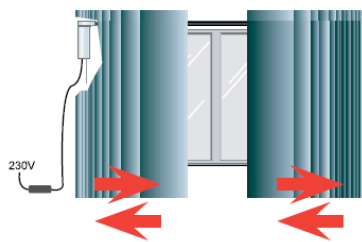
Briefly press the open button, and allow the curtain to move to the current open limit. Move to step 3.

2. Change the Close Limit

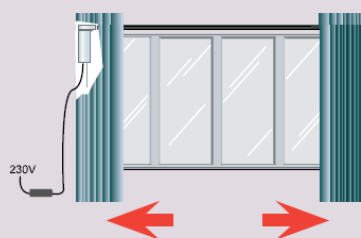
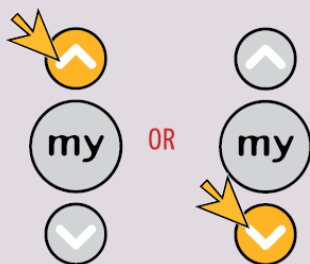


Briefly press the down button and allow the curtain to move to the current close limit.

3. Set New Limit

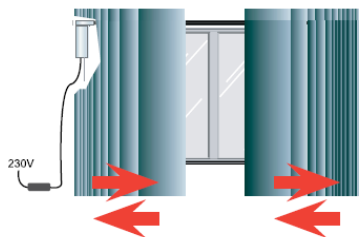


Press and hold the Up and Down buttons until the curtain jiggles.



Move the curtain to the new limit.

4. Save New Limits



Press and hold the **my** button until the curtain jiggles.

Flowchart for Modifying the End Limits

