



























Eclipse Shutters

Jam Cap Configurations

FRAME CONFIGURATION	TOP CAP		BOTTOM CAP	
	HINGE SIDE	NON-HINGE SIDE	HINGE SIDE	NON-HINGE SIDE
4 FRAME	 Flat Cap	 Inverted Cap	 Flat Cap	 Inverted Cap
3 FRAME (NO BOTTOM FRAME)	 Flat Cap	 Inverted Cap	 Flat Cap	 Adjustable Cap
NO FRAME	 Flat Cap	 Panel Lock  Panel Lock Ramp	 Flat Cap	 Adjustable Cap
MOUNTING/HANG STRIP	 Flat Cap	 Panel Lock  Panel Lock Ramp	 Flat Cap	 Adjustable Cap

FRAME CONFIGURATION	TOP CAP		BOTTOM CAP	
	HINGE SIDE	NON-HINGE SIDE	HINGE SIDE	NON-HINGE SIDE
SCREW OR CLIPS OR MAGNETS				
	Flat Cap	Flat Cap	Adjustable Cap	Adjustable Cap
DOUBLE HINGED				
	Flat Cap	Flat Cap	Flat Cap	Flat Cap

Ordering Codes

Please use the below codes when ordering replacement or additional Eclipse Shutter Jamb Caps

	WHITE	PEARL	VANILLA
Flat Cap	52.M501W		
Inverted Cap	52.M596W	52.M596P	52.M596V
Panel Lock	52.M590W	52.M590P	52.M590V
Adjustable Cap	52.M501AW	52.M501AP	52.M501AV
Panel Lock Ramp	52.M591P	52.M591P	52.M591V