



## PowerView Hub

# Google Assistant Quick Start Guide

### Getting started:

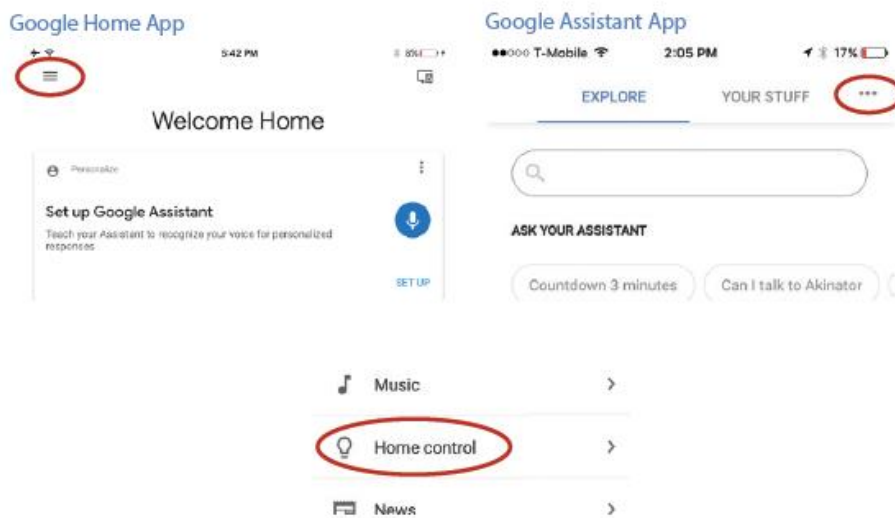
In order to take advantage of Google Assistant voice control of your PowerView Scenes, you need:

- A PowerView Account with a PowerView Hub\* registered to the account
- A Google Assistant-enabled device connected to your Google account
- The Google Home App or Google Assistant App downloaded and installed on your mobile device

### Step 1

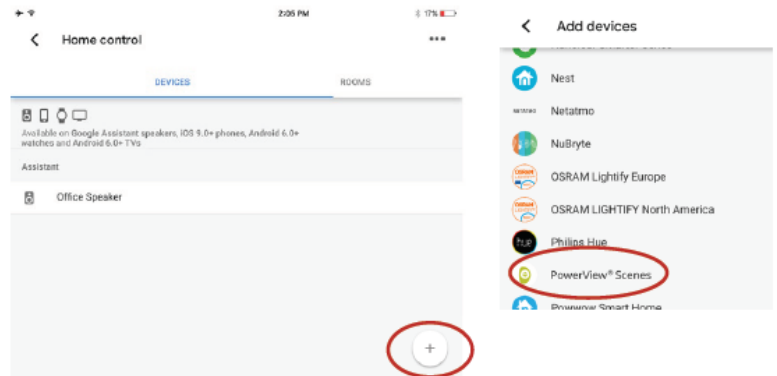
Open the Google Home App or Google Assistant App on your mobile device and select the menu

- In the Google Home App select the Home Control tab and then select Devices at the top of the screen
- In the Google Assistant App select Settings and then Home Control



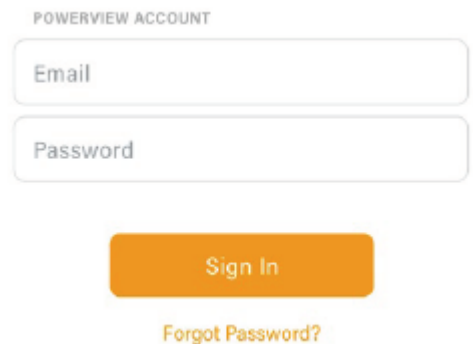
## Step 2

Press the + icon to add a device. Select PowerView Scenes from the available devices list.



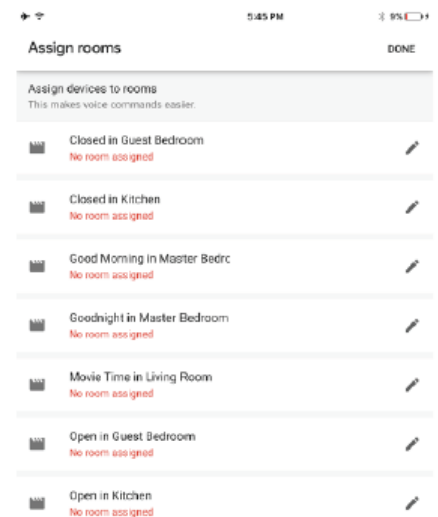
## Step 3

Enter your PowerView account information to link your PowerView account with your Google account. Click Authorise to link your PowerView account with Google Assistant. Your profile and PowerView Scenes will be shared with Google Assistant. Your PowerView Scenes will then be added to the Google Home/Assistant App as devices.

A screenshot of the PowerView account login form. It features two input fields: 'Email' and 'Password'. Below these fields is an orange 'Sign In' button and a 'Forgot Password?' link.

## Step 4

After prompted, assign your PowerView Scenes to rooms in the Google Home/Assistant App. Multi-Room Scenes can be assigned to any preset or custom room.



## Step 5

Begin activating your PowerView Scenes using Google Assistant by saying action phrases that correspond to your PowerView Scene names.

Examples of phrases to control your Scenes include:

- “Hey Google, run Good Morning.”
- “Ok Google, activate I’m Home.”
- “Hey Google, turn on Good Night.”

## Tips

- Before attempting to add PowerView Scenes to the Google Home App, please ensure your PowerView Hub is registered to your PowerView account.
- Any changes made to PowerView Scenes in the PowerView App, including Scene names, additions and deletions, will automatically be updated in the Google Home App.
- If you have multiple or similar Scene names, you can activate them at the same time with a single command, or you can activate a single Scene by saying the action phrase, Scene name and room, i.e. “Hey Google, activate Good Morning in the Bedroom.”

