

# Altus 28 WF Li-ion RTS

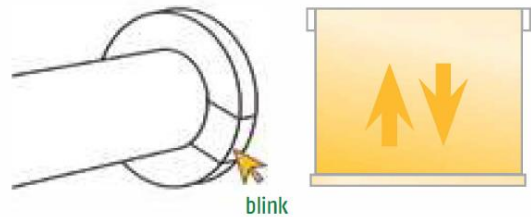
## \*Disabling/Activating for Storage & Shipment

**Note:** \*The motor must be completely programmed with a remote. Disabling the radio receiver saves battery life during shipment or for extended periods of non-use.

### Enter Programming Mode



Hold the program button on the motor until the motor jiggles.




The green LED on the motor will begin flashing. To activate radio receiver, continue to step 2. To deactivate radio receiver, move to step 3.

### Activate Radio Receiver



Press the program button on the motor until it jiggles.

### Deactivate Radio Receiver

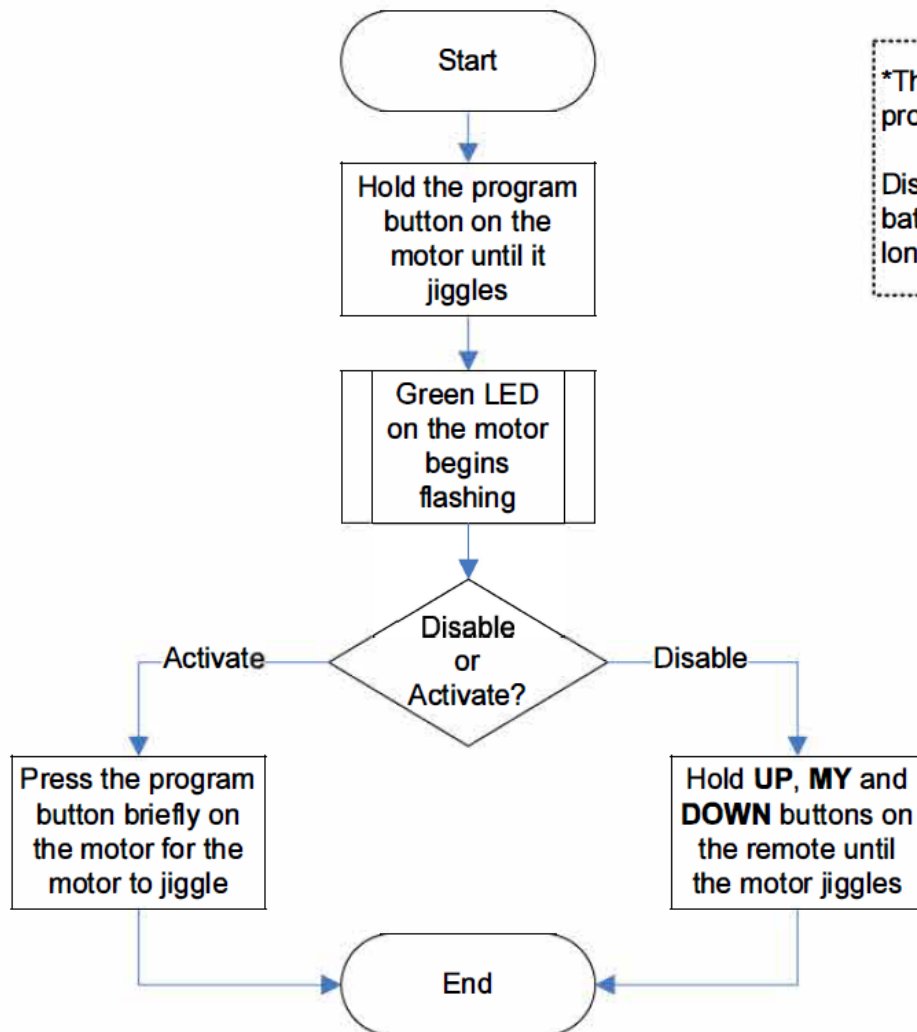


Hold the Up, my and Down buttons on the remote.



The motor will jiggle.

## Flowchart for Deactivating/Activating RTS for Storage & Shipment



\*The motor must be completely programmed with a remote.

Disabling the radio receiver saves battery life during shipment or for long periods of non use.